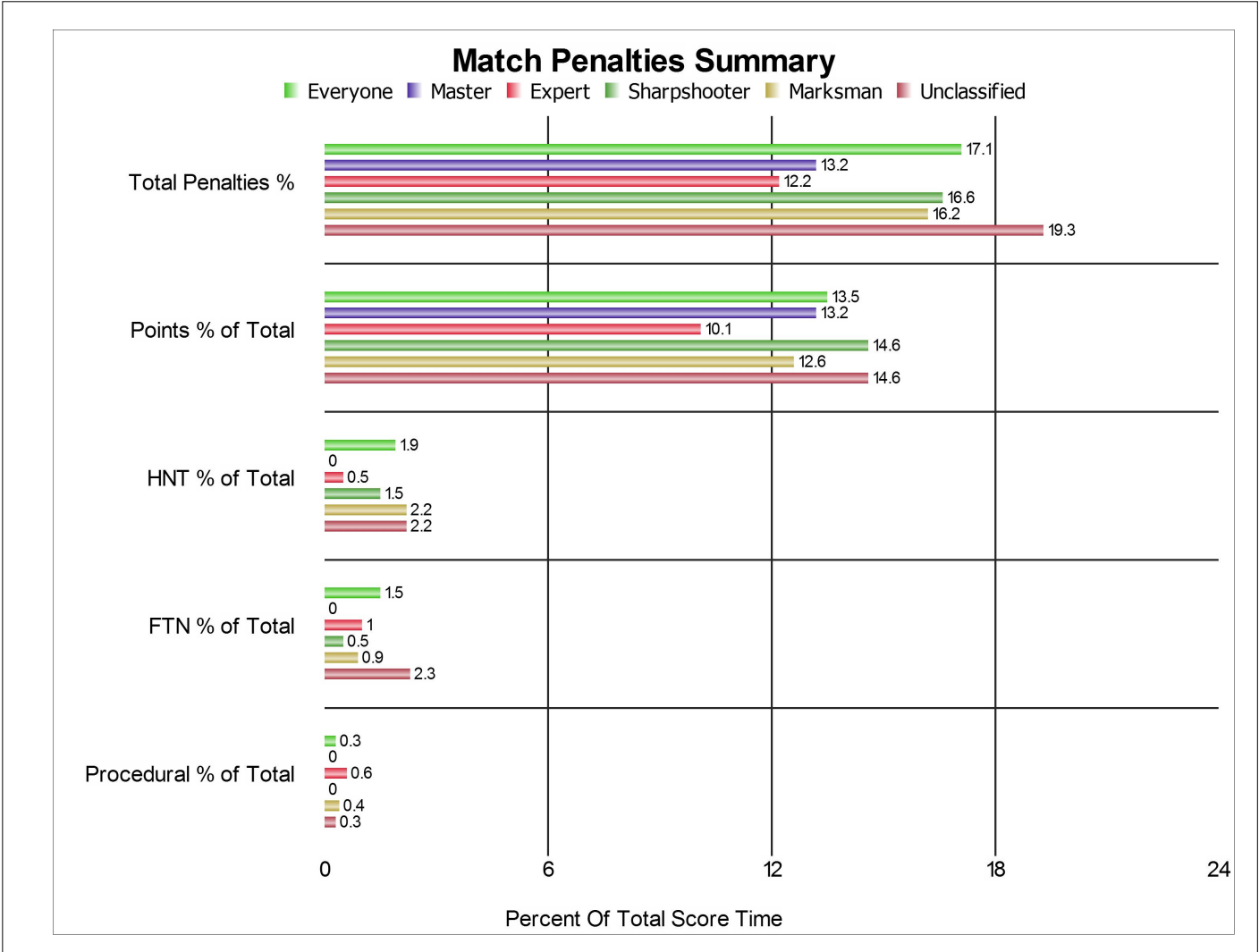


Match Statistics
M IDPA Nov. 2016 November 19, 2016



Match Totals:

DQ: 0 PD: 2,180 PE: 9 Finger: 0 HNT: 30 FTN: 24 FTDR: 0
 DNF: 0

Match Statistics
M IDPA Nov. 2016 November 19, 2016

Match Summary Penalties By Stage

<u>Stage</u>	<u>DQ</u>	<u>Points Down</u>	<u>PE</u>	<u>Finger</u>	<u>HNT</u>	<u>FTN</u>	<u>FTDR</u>	<u>Clock Time</u>	<u>Penalty %</u>	<u>Stage Total Score</u>
1	0	287	1	0	10	2	0	1,450.89	12.46 %	1,657.39
2	0	448	3	0	1	1	0	912.72	21.03 %	1,155.72
3	0	353	1	0	2	5	0	1,093.19	16.40 %	1,307.69
4	0	225	1	0	1	1	0	877.94	12.51 %	1,003.44
5	0	307	2	0	4	6	0	1,121.00	15.75 %	1,330.50
6	0	390	1	0	12	9	0	1,064.69	22.15 %	1,367.69
7	0	170	0	0	0	0	0	194.44	30.42 %	279.44

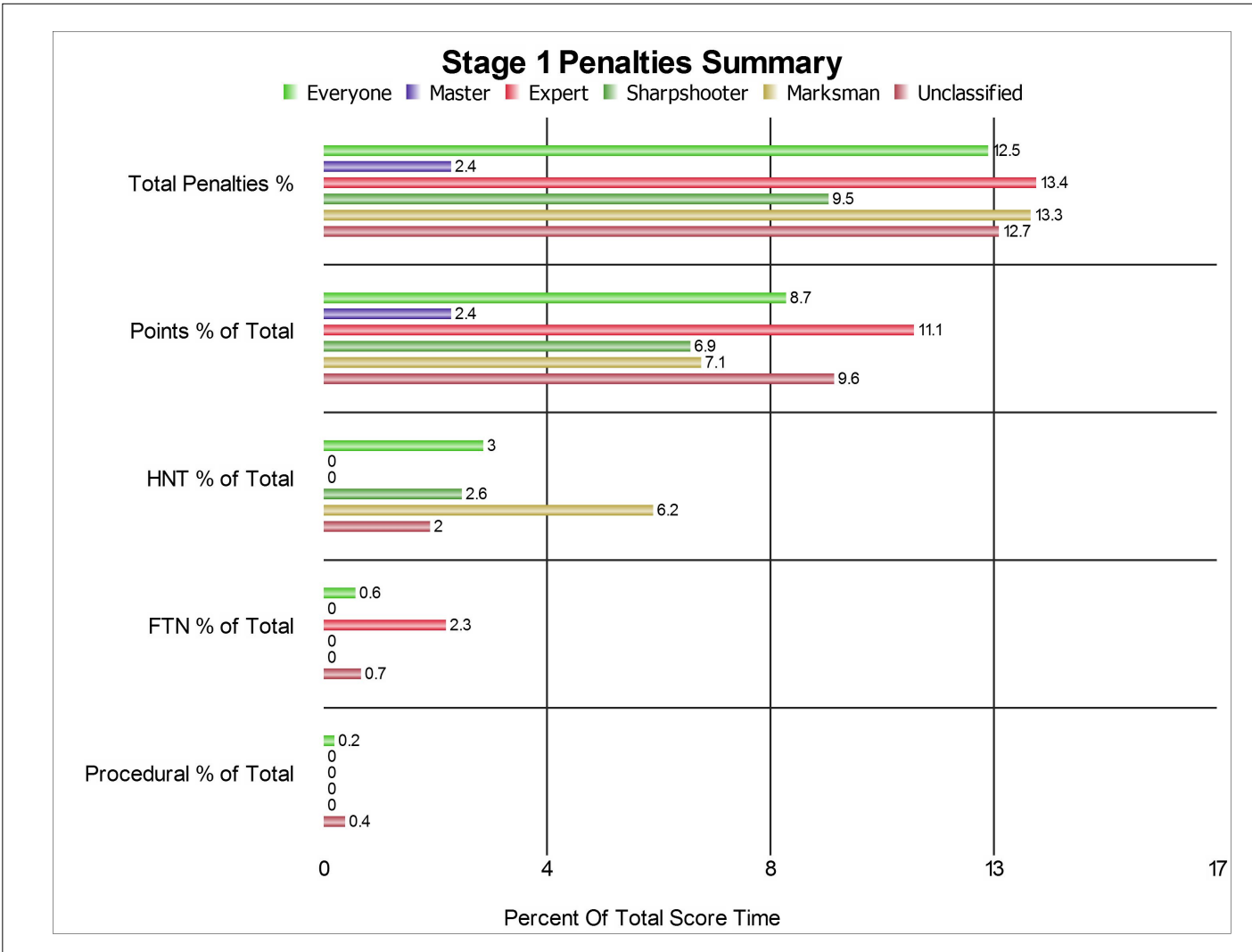
Match Totals:

DQ: 0 PD: 2,180 PE: 9 Finger: 0 HNT: 30 FTN: 24 FTDR: 0
DNF: 0

Match Statistics
M IDPA Nov. 2016 November 19, 2016

Stage 1

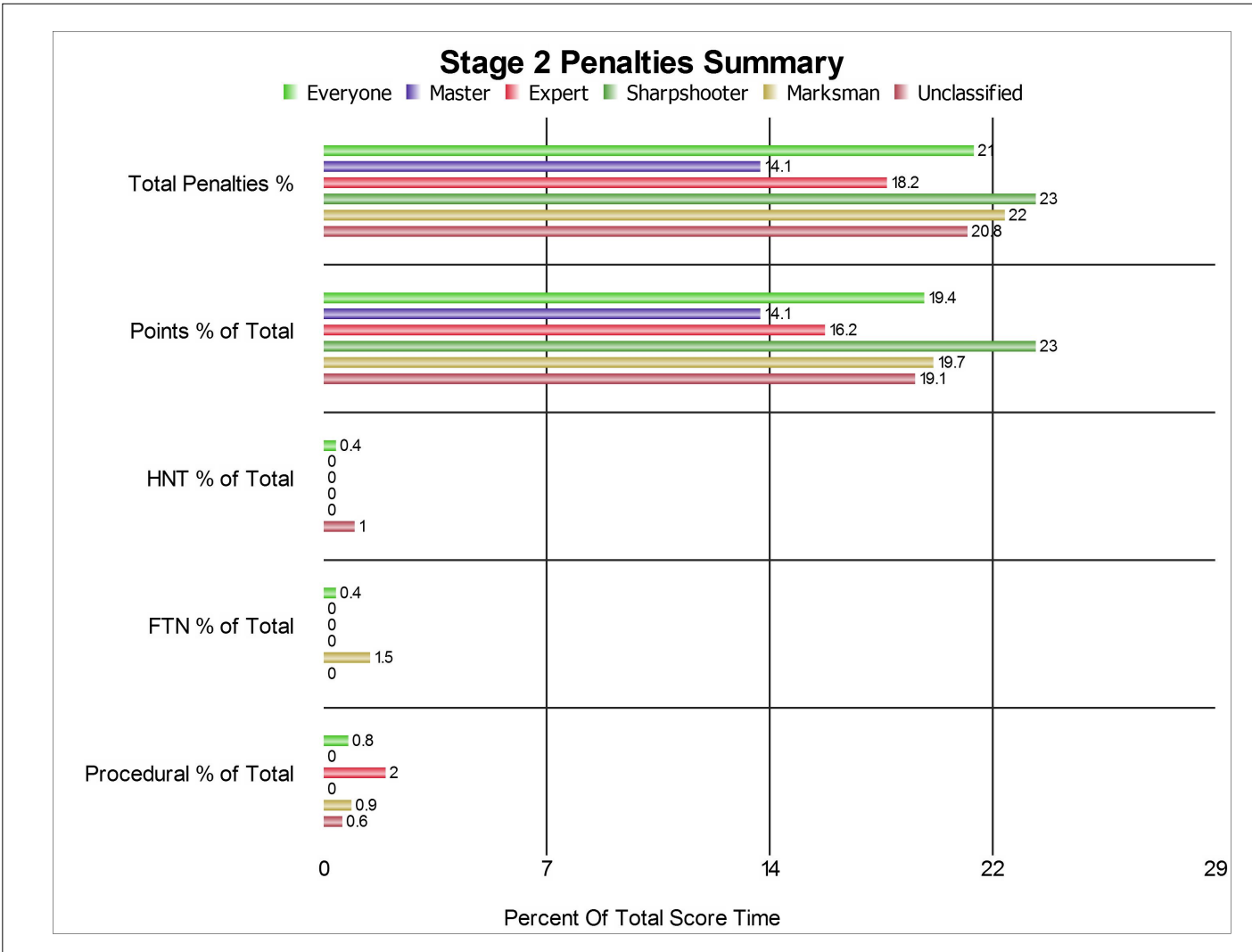
<u>Classif/Num</u>	<u>DQ</u>	<u>Points Down</u>	<u>PE</u>	<u>Finger</u>	<u>HNT</u>	<u>FTN</u>	<u>FTDR</u>	<u>Clock Time</u>	<u>Penalty %</u>	<u>Stage Score Total</u>
MA 1	0	1	0	0	0	0	0	20.22	2.41 %	20.72
EX 6	0	49	0	0	0	1	0	190.48	13.41 %	219.98
SS 5	0	27	0	0	1	0	0	177.31	9.45 %	195.81
MM 8	0	68	0	0	6	0	0	417.75	13.28 %	481.75
UN 12	0	142	1	0	3	1	0	645.13	12.72 %	739.13



Match Statistics
M IDPA Nov. 2016 November 19, 2016

Stage 2

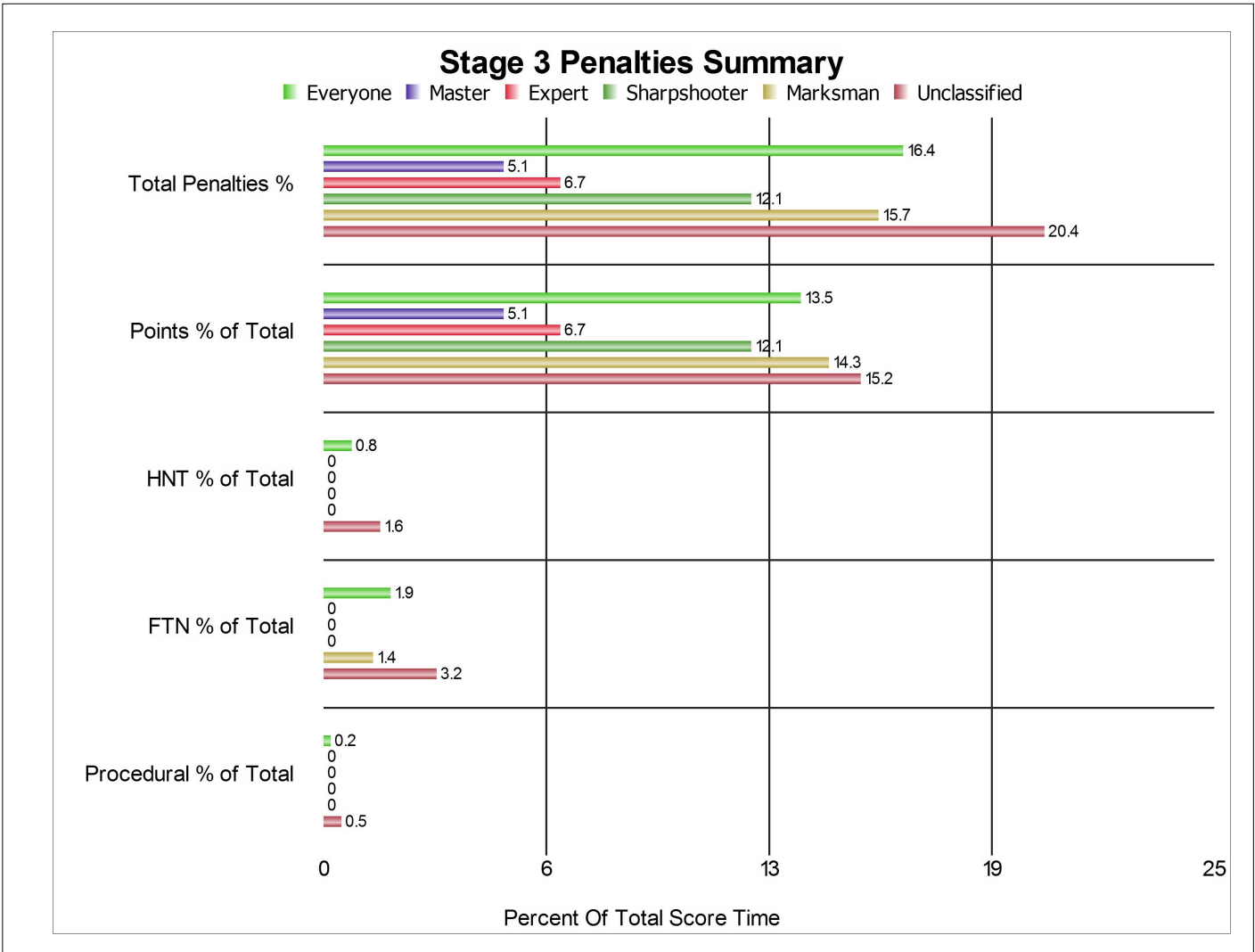
<u>Classif/Num</u>	<u>DQ</u>	<u>Points Down</u>	<u>PE</u>	<u>Finger</u>	<u>HNT</u>	<u>FTN</u>	<u>FTDR</u>	<u>Clock Time</u>	<u>Penalty %</u>	<u>Stage Score Total</u>
MA 1	0	5	0	0	0	0	0	15.23	14.10 %	17.73
EX 6	0	48	1	0	0	0	0	121.17	18.22 %	148.17
SS 5	0	76	0	0	0	0	0	127.01	23.03 %	165.01
MM 8	0	132	1	0	0	1	0	261.83	22.03 %	335.83
UN 12	0	187	1	0	1	0	0	387.48	20.76 %	488.98



Match Statistics
M IDPA Nov. 2016 November 19, 2016

Stage 3

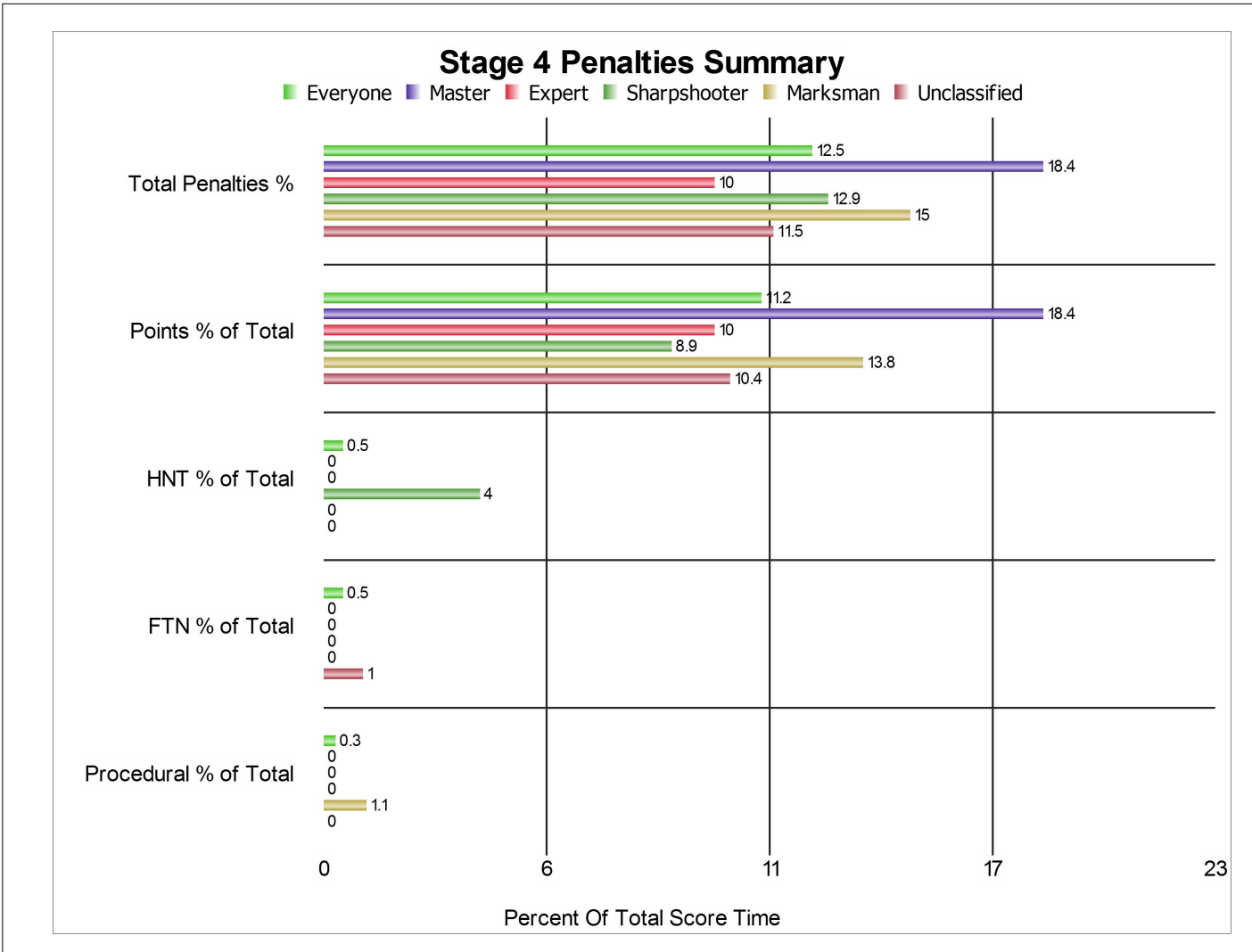
<u>Classif/Num</u>	<u>DQ</u>	<u>Points Down</u>	<u>PE</u>	<u>Finger</u>	<u>HNT</u>	<u>FTN</u>	<u>FTDR</u>	<u>Clock Time</u>	<u>Penalty %</u>	<u>Stage Score Total</u>
MA 1	0	2	0	0	0	0	0	18.71	5.07 %	19.71
EX 6	0	19	0	0	0	0	0	132.17	6.71 %	141.67
SS 5	0	39	0	0	0	0	0	142.34	12.05 %	161.84
MM 8	0	100	0	0	0	1	0	295.51	15.69 %	350.51
UN 12	0	193	1	0	2	4	0	504.46	20.43 %	633.96



Match Statistics
M IDPA Nov. 2016 November 19, 2016

Stage 4

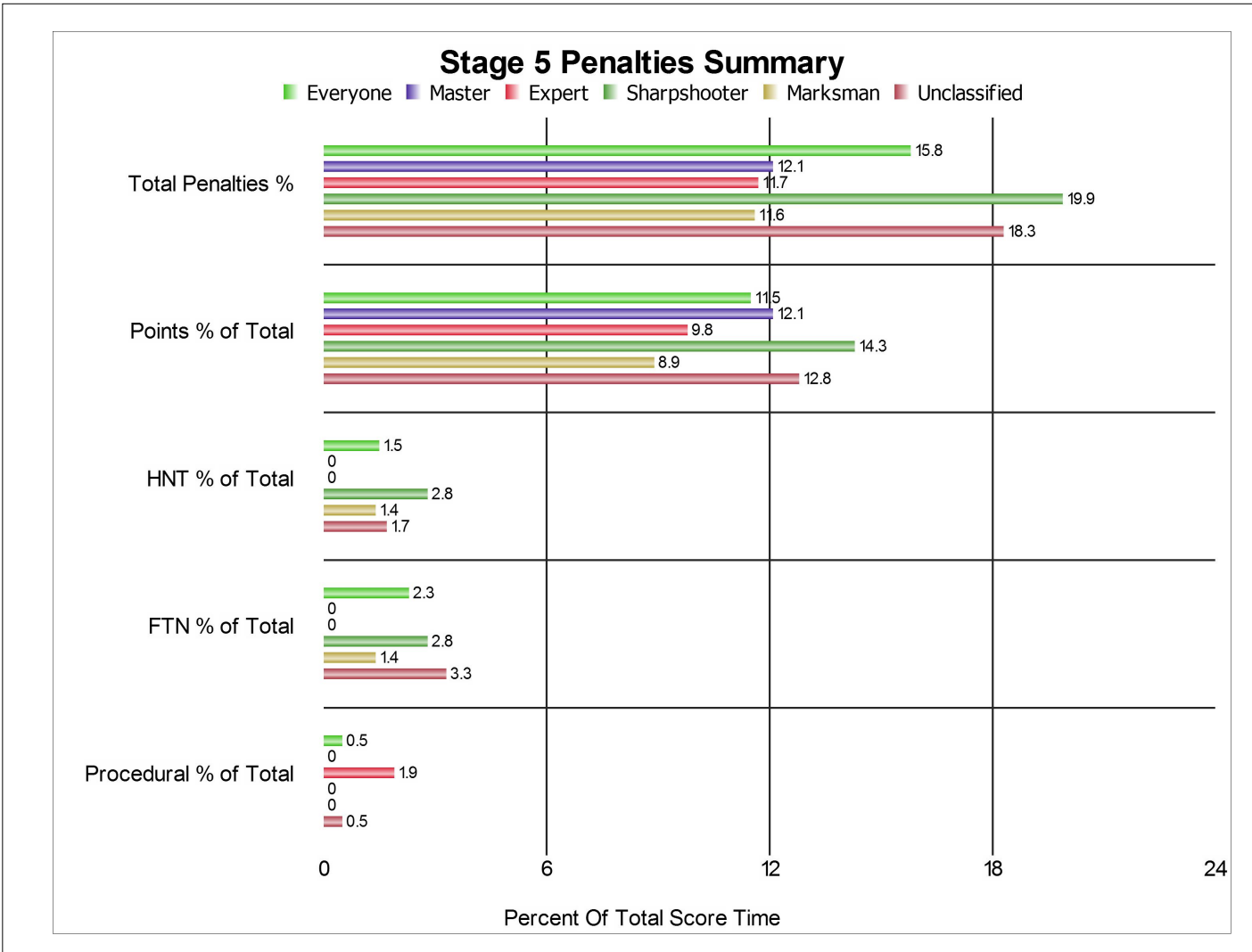
<u>Classif/Num</u>	<u>DQ</u>	<u>Points Down</u>	<u>PE</u>	<u>Finger</u>	<u>HNT</u>	<u>FTN</u>	<u>FTDR</u>	<u>Clock Time</u>	<u>Penalty %</u>	<u>Stage Score Total</u>
MA 1	0	6	0	0	0	0	0	13.27	18.44 %	16.27
EX 6	0	23	0	0	0	0	0	103.03	10.04 %	114.53
SS 5	0	22	0	0	1	0	0	107.63	12.94 %	123.63
MM 8	0	73	1	0	0	0	0	224.79	14.95 %	264.29
UN 12	0	101	0	0	0	1	0	429.22	11.45 %	484.72



Match Statistics
M IDPA Nov. 2016 November 19, 2016

Stage 5

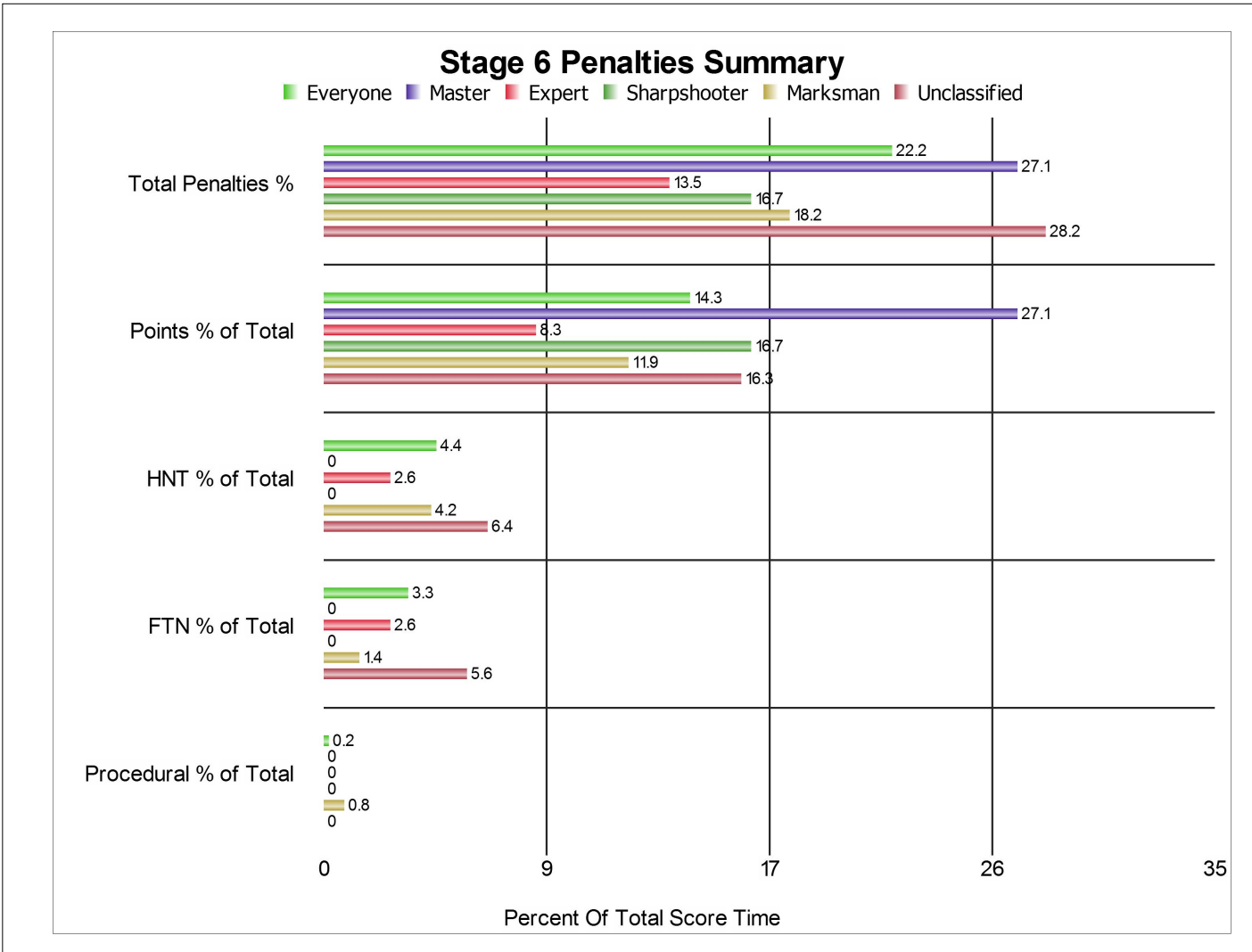
<u>Classif/Num</u>	<u>DQ</u>	<u>Points Down</u>	<u>PE</u>	<u>Finger</u>	<u>HNT</u>	<u>FTN</u>	<u>FTDR</u>	<u>Clock Time</u>	<u>Penalty %</u>	<u>Stage Score Total</u>
MA 1	0	6	0	0	0	0	0	21.79	12.10 %	24.79
EX 6	0	31	1	0	0	0	0	139.27	11.73 %	157.77
SS 5	0	51	0	0	1	1	0	143.26	19.86 %	178.76
MM 8	0	65	0	0	1	1	0	324.47	11.58 %	366.97
UN 12	0	154	1	0	2	4	0	492.21	18.27 %	602.21



Match Statistics
M IDPA Nov. 2016 November 19, 2016

Stage 6

<u>Classif/Num</u>	<u>DQ</u>	<u>Points Down</u>	<u>PE</u>	<u>Finger</u>	<u>HNT</u>	<u>FTN</u>	<u>FTDR</u>	<u>Clock Time</u>	<u>Penalty %</u>	<u>Stage Score Total</u>
MA 1	0	14	0	0	0	0	0	18.88	27.05 %	25.88
EX 6	0	32	0	0	1	1	0	167.14	13.46 %	193.14
SS 5	0	53	0	0	0	0	0	131.84	16.74 %	158.34
MM 8	0	86	1	0	3	1	0	295.88	18.24 %	361.88
UN 12	0	205	0	0	8	7	0	450.95	28.24 %	628.45



Match Statistics
M IDPA Nov. 2016 November 19, 2016

Stage 7

<u>Classif/Num</u>	<u>DQ</u>	<u>Points Down</u>	<u>PE</u>	<u>Finger</u>	<u>HNT</u>	<u>FTN</u>	<u>FTDR</u>	<u>Clock Time</u>	<u>Penalty %</u>	<u>Stage Score Total</u>
MA 1	0	0	0	0	0	0	0	3.35	0.00 %	3.35
EX 6	0	0	0	0	0	0	0	28.00	0.00 %	28.00
SS 5	0	30	0	0	0	0	0	22.38	40.13 %	37.38
MM 8	0	40	0	0	0	0	0	53.16	27.34 %	73.16
UN 12	0	100	0	0	0	0	0	87.55	36.35 %	137.55

